



		http://www.cninfo.com.cn
		SINOPRO SINGAPORE PTE. LTD.
Alight		Alight Tech Inc.
Boost		Boost Lingting Inc.
		GOPRO TECHNOLOGY SDN. BHD.

A						
		2019	1	1	2019	12 31
		2018	1	1	2018	12 31
LED		"Light Emitting Diode"				
LED		IEC60061-1		LED		

LED

SMT		“Surface Mounted Technology”
AI-IOT		-

	16	7	12

			9	—	LED				
		"	"			2020	1	10	
		"				"		2019	
	LED								
LED							UL	TUV	TUV
								"	"
"	"							-	"
		"	"	2019	10	"	"		10
"	2019	LED			LED				
		LED							
					LED	"	3-5		
2-3		1-2		"					
		"	"	"	"			+	"
		"	LED	"					

LED	LED		
	LED		

			
	LED		
			

ODM OEM “ ”

“ ” ODM OEM
" "

2019

LED

5G

LED

LED

UV

SMT



4,647.03 ,
2-3

33.89%

1-2

LED

SMT

LED

UV

UV

LED

UV

“ ”

Micro LED 2-3

VR/AR

Mini LED

5G

LED

LED

LED

500

650-1000mm

LED LD

VR/AR

VCSET

3D

40-60

LED

LED

A B C

UVA LED

UVC LED

200-280nm

UVC
275nm
2%

275nm 3535

10-80mw 8

160-320mw

2.5-4%

LED

20

200

LED

LED

CSA

LED inside

LED

7

LED

LED

LED

LED





COB LED

2019 98,280.17 26.89% 20,467.05
 48.77% 20,465.15 47.29% 17,326.94
 46.16% 15,882.91 29.61% 2019

“ + ”

OEM ODM

2020 1 10

“ ”

COB LED

2019

3 10 30 21 2019 3 9 43 9
 147

LED

LED

UV

WiFi Zigbee Bluemesh LoRa NB-IOT
 FPC

FPC

FPC

OLED

LED

FPC

UV

FPC

UV

UV

LED

UV

LED

SMT

“ ”

2019

	73,139,743.13	7.44%	33,970,122.20	4.39%	115.31%
	21,969,720.01				





616,592,552.30

	40,263,575.30	27,364,749.37	47.14%	
	1,613,041.18	-8,152,281.47	119.79%	
	46,470,298.68	34,708,372.62	33.89%	

2019 33.89%

1 LED a 2.8mm 2.0mm
b c

2 LED a b
UFO LED c
d

3 FPC a 5G b
c OLED

	2019	2018	
	1,047,676,707.29	769,692,379.52	36.12%
	829,371,820.31	670,465,852.01	23.70%

	92,626.60	0.05%		
	73,626.19	0.04%		

	2019	2019		

	35,000,000.00	697,099.14			720,719,587.40	672,500,000.00		83,916,686.54
	35,000,000.00	697,099.14			720,719,587.40	672,500,000.00		83,916,686.54
	0.00							0.00

(
)
LED

SINOP
RO
SINGA
PORE
PTE. IT
LTD. (

10%

			800	130,294,204. 34	92,212,455.1 3	115,113,200. 09	23,038,418.8 2	19,887,706.1 7

	100%	

SINOPRO SINGAPORE PTE. LTD.

1
2020

UV LED


[REDACTED]	2 27			2019 3 5
				http://www.cninfo.com.cn/

2019 03 08

	354,346,298.81
	100.00%

2019	45,745,749.25	173,269,372.27	26.40%	0.00	0.00%	45,745,749.25	26.40%
2018	7,526,999.36	118,551,595.61	6.35%	0.00	0.00%	7,526,999.36	6.35%
2017	9,264,000.00	52,280,093.94	17.72%	0.00	0.00%	9,264,000.00	17.72%

				2017 04 06	36



			20			
			20	2017 06	04 36	
			20%			
	5%					

			1					
				12				
				50%				
					24			
				100%	2			
					3			
	5%					2017	04	
						06		2
			4					
				5%	5			

			1			
				2		
				3		
			3			
					2017 04 06	60
				4		
				5		
			2016 3 16			

--	--

	2018 01 01	2020 12 31	750	772.78		2018 06 27	http://www.cninfo.com.cn

2019

750

2019

772.78

103.04%

24 —
2018 1 1

37 —
2019 1 1

“ ”
2019 4 26

2019 1 1

“ ”

2019

2 2019 4 30
“ 2019 6 ”

2019

2019 6

2019

2019 8 18
2019

3 2019 5 9
“ 2019 8 ”

<

7 —
2019 6 10

>

(2019 8)
2019 5 16

< 12 — >
2019 6 17

(2019 9)
2019 8 18

“ 2019 9 ”

2019 6 10

2019 8 2019 6

17 2019 9

11

				%	%
				100.00	

1

SINOPRO SINGAPORE PTE.LTD.	
GOPRO TECHNOLOGY SDN.BHD.	

	60
	6
	2 1

2019 2 18

<http://www.cninfo.com.cn>

2019 2 18

<2019

>

2019 2 19

2019-017

<2019

>

>

2019 2 19

2019-008 2019

2019

<2019

>

>

<2019

<http://www.cninfo.com.cn>


2019 18

e

02

10%

10%



50% F	0
D+E+F	0
	<p style="text-align: center;">3</p> <p style="text-align: center;">,</p> <p style="text-align: center;">2019 8 15</p> <p style="text-align: center;">2019 8 8</p>

1

4.	—	—
5.	—	—
6.	—	—
7.	—	—
8.	—	—
9.	—	—
	—	—

	COD Cu Ni		1	118 °12 31 24 °39 1	77 mg/L 0.05mg/L 0.05 mg/L	DB35/322-2 011 GB21900-2 008	2.168 t 0.001408 t 0.001408 t	7.949 t 0.012 t 0.0027 t	

HCL(

)

2

118 °12 31

1.4mg/m3

0.0444t

0.06 t

H2SO4(

)

24 °39 1

1.1mg/m3

GB21900-2 0.0349t

0.06 t

008

9

1 2019 2 18 2019 3 28 2018 2019

2019 2 18 2019-016 http://www.cninfo.com.cn 2019 12.725

2 2019 2 18 2019 3 28 2018 5000 2019 2019 2 18 2019-015

http://www.cninfo.com.cn 1550

3 2019 11 29 2019 12 16 2019 2019 11 29 http://www.cninfo.com.cn

2019 2019 12 30 2019 12 30 http://www.cninfo.com.cn

193126 2019-093 2020 2 20

2020 2020 2

	102,232,282	67.91%	0	0	20,594,024	2,335,000	22,929,024	125,161,306	68.40%
1	0	0.00%	0	0	0	0	0	0	0.00%
2	0	0.00%	0	0	0	0	0	0	0.00%
3	102,232,282	67.91%	0	0	20,594,024	2,335,000	22,929,024	125,161,306	68.40%
	8,230,469	5.47%	0	0	1,620,951	0	1,620,951	9,851,420	5.38%
	94,001,813	62.44%	0	0	18,973,073	2,335,000	21,308,073	115,309,886	63.02%
4	0	0.00%	0	0	0	0	0		

2019 2 18	2018	2019 3 28	2018
	<2019	>	>
	2019	2019	2019 3
28	121	233.5	

2019 AJAMa26ENr#6Y8pm6CA19.3E,0004

2019

	44,613,650	8,786,444	0	53,400,094	53,400,094	2020 4 6	53,400,094	25%
	8,230,469	1,620,951	0	9,851,420	9,851,420	2020 4 6	9,851,420	
	3,534,999	696,201	0	4,231,200	4,231,200	2020 4 6	4,231,200	
	1,151,765	274,713	0	1,426,478	1,378,600			
					47,878			

0 191,511

						12
						24
	0	119,695	0	119,695	119,695	40%
						24
						36
						30%
						36
						48
						30%
						12
						24
	0	119,694	0	119,694	119,694	40%
						24
						36
						30%
						36
						48
						30%
						25%

	18,509		17,885		0		0
				9		9	

		10		
#		1,626,558		1,626,558
		1,451,772		1,451,772
1		807,979		807,979
#		500,677		500,677
#		417,800		417,800
#		400,200		400,200
		391,500		391,500
		340,900		340,900
		319,954		319,954
#		302,200		302,200
10				
10		10		
10				
			0	
		1,626,558	1,626,558	
	4,582			496,095
	500,677			263,500
5			154,300	417,800
		400,000		
		200	400,200	
	0			302,200
	302,200			

10

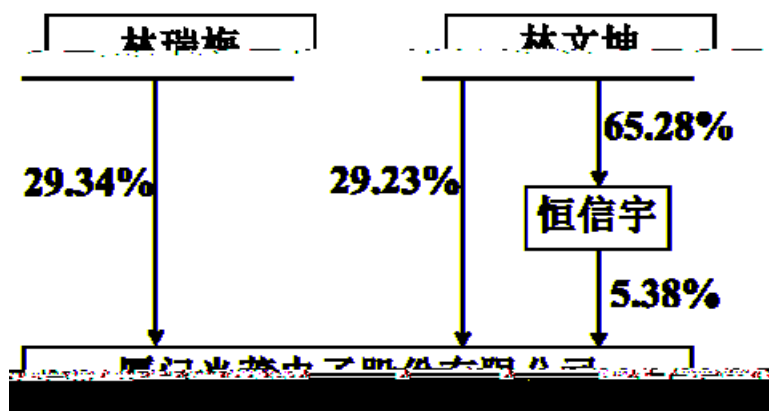
10

10

10

	/	

	/		
10			



				38	2018 05 10	2021 05 09	0	0	0	191,511	191,511
	--	--	--	--	--	--	96,028,804	0	0	19,738,301	115,767,105

2000 2005 1978 1999 2000 2005 10
 2003 2006 1977 1996 2003 2006
 2005 2006 1972 1995 2005 2006 10
 ()
 1963 2002 1983 1994 2011
 1993 1970 1993
 2010 2019
 2012-2015 1988 2011 2016-2017
 1980 2003 7 2004 7 2007 7 2015 5
 2005 11 2007 6 2015 8
 1982 2010 2013 1 2015 12
 3

			2011 03 01		

2012 6 26

2018 5 10 2017

10 /

			54		87.93	
			63		72.18	
			54		101.88	
			52		0	
			54		10	
			81		10	
			52		10	
			42		21.2	
			43		11.43	
			48		51.63	
			57		39.15	
			50		46.4	
			38		41.81	
			40		29.27	
			32		37.29	
	--	--	--	--	570.17	--

					/					/	
--	--	--	--	--	---	--	--	--	--	---	--

1

A

B

C

2

+ +

A /

B

C

“ ” “ ”

“ ” “ ”

2019

“ . . ”

“ ”

2020

“

” DNA

LED



2019

71.06%

2019 01 30

2019 01 30

www.cninfo.com.cn

2019

1

2018

2

2019

2019

2018

3


4

2018

2019

2019

	2020 03 10
	www.cninfo.com.cn 2019
	100.00%
	100.00%



A.

B.

A

B

C.

C

D.

D

E

F

A.

B.

C.

A

B

C

D.

D

	2020 03 08
	()
	[2020]001901

3

4 Å A J' μGV!` 5p-qæ•" Ü @•dfÀ

5 ÅFJE÷ `ót ±Kð'½Ëñ' *aĐá• ú = h £á !tp'AA Ñ - Ñ1ÇN' !NÍGý W Ī a & „ QÄ«@p fDx N© " d5 ‹Tw á%ÒËD•)ñ iq!• 2!6CR Í© Sd

6

2019 12 31

1.

	11	3	2019 12 31	
283,894,319.70	23,917,828.88		7.77%	8,734,710.30
275,159,609.40	21.43%			

2.

1

2

1.

2.

3.

4.

5.

6.

()

2019 12 31

	2019 12 31	2018 12 31

	439,094,468.66	298,204,702.87
	798,794,845.72	623,499,098.62
	8,948,653.43	5,162,039.51
	807,743,499.15	628,661,138.13

	110,657,196.11	117,780,279.89
	14,977,288.92	15,576,814.27
	139,348,304.86	135,619,827.39
		909,090.91

		775,934.57
	408,569,763.47	484,841,706.70

	2019	2018
	982,801,717.09	774,505,977.31
	982,801,717.09	774,505,977.31
	788,024,205.88	623,64<ang (en-

“ ”	-2,518,240.98	
“ ”	-4,241,824.35	-8,199,205.09
“ ”	-27,763.07	35,478.13
“ ”	204,651,532.03	138,944,315.08
	92,626.60	57,078.73
	73,626.19	1,427,151.14
“ ”	204,670,532.44	137,574,242.67
	27,614,546.25	17,396,047.12
“ ”	177,055,986.19	120,178,195.55
1. “ ”	177,055,986.19	120,178,195.55
2. “ ”		
1.	173,269,372.27	

1.		
2.		
3.		
4.		
5.		

	2,321,761.81	-3,189,400.25
	5,928,533.63	3,051,487.39
	2,209,324.70	1,375,713.67
	7,510,432.72	3,325,142.48
“ ”	108,148,709.17	-6,216,829.43
“ ”		
“ ”		
“ ”	1,016,686.54	-6,140,400.00
“ ”	-179,888.63	
“ ”	-4,129,747.97	-7,207,268.85
“ ”		35,478.13
“ ”	270,150,814.66	88,132,257.21
	3,000.00	42,695.50
	6,728.12	1,197,580.34
“ ”	270,147,086.54	86,977,372.37
	21,620,503.23	10,532,242.96
“ ”	248,526,583.31	76,445,129.41

2.		
3.		
4.		
5.		
1.		
2.		
3.		
4.		

		47,559,528.50	26,586,568.83
		18,738,345.78	9,061,804.19
		1,047,676,707.29	769,692,379.52
		564,259,815.42	478,698,863.24
		158,291,549.28	117,630,491.45
		39,471,020.07	23,199,657.47
		67,349,435.54	50,936,839.85
		829,371,820.31	670,465,852.01


	957,883,035.28	482,890,950.07
	26,413,166.96	

	758,371,434.65	430,475,097.24
	42,685,348.69	19,712,112.85
	14,795,346.82	




2019									


	2,335,000.00			
1	2,335,000.00			
2				
3				
4				



3	



--	--	--	--





115,800,000.00

189,097,777.94

-

											248,526,583.31	248,526,583.31
	2,335,000.00				7,648,618.77	20,407,900.00						9,575,718.77
1	2,335,000.00				18,072,900.00	20,407,900.00						

2

%

) ()

1

2

3

1

2

1

1

2

1

2

3

1

2

1

2

3

4

1
2

9 6

9 6

9 6

9 6

22 ——

2

22 ——

3

22 ——

4

5

22 ——

1

2

3

4

1

22 ——

2

1

2

1

3

2

5

4

%

%

3
4
5

1
2
3

	5	

1

	5	

3

4

5

1
6

2

x&iφM W Ä

OBM

()

1

2

1
2

3

1
2

1

2

1

--	--	--	--	--

	2018 12 31	2019 01 01	
	495,690,634.24	495,690,634.24	
		35,000,000.00	35,000,000.00
	887,942.20		-887,942.20
	297,814,610.20	297,814,610.20	
		887,942.20	887,942.20
	8,350,897.75	8,350,897.75	
	5,405,843.47	5,405,843.47	
	24,138.89	24,138.89	
	0.00	0.00	
	75,301,118.39	75,301,118.39	
	46,697,319.81	11,697,319.81	-35,000,000.00
	930,148,366.06	930,148,366.06	
		0.00	
	19,798,315.93	19,798,315.93	
	194,906,525.15	194,906,525.15	
	909,090.91	909,090.91	

	12,973,426.97	12,973,426.97	
	36,100,256.78	36,100,256.78	
	2,077,388.32	2,077,388.32	
	3,947,826.05	3,947,826.05	
	7,015,853.91	7,015,853.91	
	277,728,684.02	277,728,684.02	
	1,207,877,050.08	1,207,877,050.08	
	306,189,600.00	306,189,600.00	
		6,723,400.00	6,723,400.00
	6,723,400.00		-6,723,400.00
	43,150,000.00	43,150,000.00	
	166,375,753.42	166,375,753.42	
	8,938,970.89	8,938,970.89	
	19,410,120.95	19,410,120.95	
	11,875,047.96	11,875,047.96	
	11,333,035.08	11,333,035.08	
	1,153,944.69	1,153,944.69	

	2,639,566.49	2,639,566.49	
	2,639,566.49	2,639,566.49	
	579,215,911.95	579,215,911.95	
	150,540,000.00	150,540,000.00	
	154,357,777.94	154,357,777.94	
	-285,480.48	-285,480.48	
		20,682,098.29	

	6,179,115.54	6,179,115.54	
	1,761,785.58	1,761,785.58	
	24,138.89	24,138.89	
	52,709,411.28	52,709,411.28	
	30,011,078.07	10,011,078.07	-20,000,000.00
	660,859,804.19	660,859,804.19	
	117,780,279.89	117,780,279.89	
	15,576,814.27	15,576,814.27	
	135,619,827.39	135,619,827.39	
	909,090.91	909,090.91	
	12,760,641.95	12,760,641.95	
	72,309.85	72,309.85	
	2,932,652.65	2,932,652.65	
	5,334,607.46	5,334,607.46	
	290,986,224.37	290,986,224.37	
	951,846,028.56	951,846,028.56	
	281,289,600.00	281,289,600.00	
		6,140,400.00	6,140,400.00
	6,140,400.00		-6,140,400.00
	43,150,000.00	43,150,000.00	
	126,884,500.06	126,884,500.06	

		16% 13% 10% 9% 6% 5% 0%
		7% 5%
		15% 25% 16.5% 20% 21% 17% 24%
		3%
		2%
	70%	1.2% 12%
		3.2 / /

300 300 5,000
 100 100 25 20
 2019 300 50 20
 6 100 100 25 20
 100 300 50 20
 7 Alight Boost
 21%
 8 2015 14
 70% 2014 10 1 15% 28 70%
 15%
 9 10000 300000 50% 17% 10000 75%
 10 24% 24% 2019 250 24% 60.5

	273,029.00	
--	------------	--

	697,099.14	0.00
	83,219,587.40	35,000,000.00
	83,916,686.54	35,000,000.00

3

		247,422.61
		640,519.59
		887,942.20

939,511.76

10.90

2019

	304,682.35	397,771.89
	2,165,904.93	337,354.30
	1,742,496.27	1,217,792.62
	15,000,000.00	
	3,456,186.11	
	28,544,460.86	5,597,072.73

	12	()	()	
2019 1 1	215,368.15			215,368.15
2019 1 1	—	—	—	—
	812,258.00		167,782.80	980,040.80
	76,416.89			76,416.89
	-2,289.96			-2,289.96
2019 12 31	948,919.30			1,116,702.10

1 1		27,612,970.25
1 2		560,127.81
2 3		363,312.80
3		8,050.00
3 4		8,050.00
		28,544,460.86

		15,000,000.00	1	52.55%	450,000.00
		3,456,186.11	1	12.11%	103,685.58
		3,327,728.21	1	11.66%	99,831.85
		1,943,951.16	1	6.81%	58,318.53
		683,656.00	1	2.40%	20,509.68
	--	24,411,521.48	--	85.53%	732,345.64

--	--	--	--	--

	26,304,910.87	986,109.84	25,318,801.03	29,568,729.97	1,111,133.17	28,457,596.80
	23,585,800.77		23,585,800.77	19,191,438.73		19,191,438.73
	747,164.61		747,164.61	82,511.00		82,511.00
	1,454,930.30		1,454,930.30			
	85,774,339.30	5,192,919.06	80,581,420.24	79,300,816.97	3,999,698.58	75,301,118.39

--	--	--

1.	6,630,746.26	1,424,736.81		8,055,483.07
2.	2,168,630.84	131,928.27		2,300,559.11
1	792,964.47	131,928.27		924,892.74
2 \	1,375,666.37			1,375,666.37
3.				
1				
2				
4.	8,799,377.10	1,556,665.08		10,356,042.18
1.				
2.				
1				
3				
1				
2				
4.				
1.	21,166,911.89	5,141,802.08		26,308,713.97
2.	14,524,585.58	5,273,730.35		19,798,315.93

	183,626,900.66	194,906,525.15
	183,626,900.66	194,906,525.15

1.					



1					
4.	2,401,558.31	110,000.00		1,286,658.68	3,798,216.99
1.					
2.					
1					
3.					
1					
4.					

11,209,579.55


	7,342,674.24	484,979.29
	19,694.48	
		517.35
	7,362,368.72	485,496.64

2022	80,352.28	80,352.28	
2023	404,627.01	404,627.01	
2024	6,857,694.95		

	6,988,536.87	7,729,546.46
	174,949.90	1,209,424.43
	7,163,486.77	8,938,970.89

	19,410,120.95	155,959,442.16	154,762,358.39	20,607,204.72
-		5,178,330.89	5,178,330.89	
		214,909.70	214,909.70	
	19,410,120.95	161,352,682.75	160,155,598.98	20,607,204.72

1	19,165,642.41	144,503,914.78	143,269,522.49	20,400,034.70
2		4,905,375.31	4,865,375.31	40,000.00
3		2,998,068.98	2,998,068.98	
		2,424,414.71	2,424,414.71	
		175,315.17	175,315.17	
		398,339.10	398,339.10	
4				



		2,580,417.16
		2,580,417.16

--	--	--	--	--	--	--	--	--	--	--	--

	2,639,566.49	6,511,017.16	2,987,408.62	6,163,175.03	
	2,639,566.49	6,511,017.16	2,987,408.62	6,163,175.03	--

	237,576.73			121,080.36			116,496.37	
LED	147,999.95			84,571.43			63,428.52	
LED	107,030.51			59,278.69			47,751.82	
LED	1,987,130.08			93,581.64			1,893,548.44	
LED	405,242.27			405,242.27				

00.00 8.74 / 2019 4 15 2,335,000.00 18,072,900.00
 152,875,000.00 172,430,677.94
 6
 2018 152,875,000
 10 1.969452 30,107,997.00
 982,997.00

151,670,805.19	18,072,900.00	30,107,997.00	139,635,708.19
2,686,972.75	9,575,718.77		12,262,691.52
154,357,777.94	27,648,618.77	30,107,997.00	151,898,399.71

27. - 9,575,718.77

	20,407,900.00	99,703.57	20,308,196.43
	20,407,900.00	99,703.57	20,308,196.43

9 <2019 >
 > 2019 3 28 121
 2,335,000 8.74 / 2019 4 15 2,335,000.00 18,072,900.00
 20,407,900.00 20,407,900.00
 2,250,000 99,703.57

	-285,480.48	-122,099.36				-122,099.36	-407,579.84

	20,682,098.29	24,852,658.33		45,534,756.62
	20,682,098.29	24,852,658.33		45,534,756.62

10%

	298,204,702.87	

33.89%

	6,795,529.47	3,478,481.25
	2,527,344.72	2,349,528.34
	-3,421,381.22	-9,962,435.92
	766,237.65	681,201.54
	1,613,041.18	-8,152,281.47

1			
2	--	423,357.00	-

	10,815,352.32	8,933,154.96

	16,603.38	
	5,615,976.98	4,015,950.07
	-802,770.00	-9,935,205.17
	4,829,810.36	-5,919,255.10

	319,587.40	
		-6,723,400.00
	697,099.14	
	1,016,686.54	

	-2,518,240.98	
	-2,518,240.98	

	13,536,656.77	15,826,070.80
	5,124,989.47	5,723,774.07
	766,237.65	681,201.54
	1,194,950.22	1,005,895.63
	67,349,435.54	50,936,839.85

	20,774,080.00	666,000.00
	222,634,546.50	
	1,398,705.50	

	25,217,720.00	7,757,000.00
	189,544,946.50	83,089,600.00
	100,789.50	1,297,916.00
	214,863,456.00	92,144,516.00

1	--	--
	177,055,986.19	120,178,195.55
	4,241,824.35	8,199,205.09
	16,085,941.43	16,989,593.09
	924,892.74	726,120.81
	542,298.45	513,559.91
	899,496.51	303,304.91
“ ”	27,763.07	35,478.13
“ ”	48,661.88	363,659.31
“ ”	-1,016,686.54	6,723,400.00
“ ”	6,522,893.92	5,043,372.16
“ ”	-4,829,810.36	5,919,255.10
“ ”	-1,093,754.64	-114,357.17

“ ”

	--	--	
	27,005,128.50	6.9762	188,393,177.44
	17,688.11	0.8958	15,844.66
	62,279.99	5.1739	322,230.44
	119,367.85	1.6986	202,758.23
	--	--	

SINOPRO SINGAPORE PTE.LTD.					
GOPRO TECHNOLOGY SDN.BHD.					

	3,930,600.00		2,031,078.40
	8,784,273.92		8,784,273.92
	69,000.00		69,000.00

	30,168,135.29	100.00%		2019 09 11		16,603.38						
--	---------------	---------	--	---------------	--	-----------	--	--	--	--	--	--

2019 8 18

100%

2019 12

	--	--	--	--
	83,219,587.40			83,219,587.40
3	697,099.14			697,099.14
	--	--	--	--

1

2

3
4

3

		(%)	(%)
		29.34	29.34
		29.23	29.23

/



2018	2019	2020	“	”	450	750	850
“	”						
7,727,783.51		103.04%		[2020]010119	2019		

	2,335,000.00
	0.00
	0.00
	2019

2-3	5,548,114.59
3	2,126,796.94



UV 746 10 LED UVC
 3
 2020 2 15

4
 2020 2 20

20 80%
 30% 54,894,899

(5)
 2020 3 8
 2,100 500 2,600

HLG OSCP

--	--	--	--	--

1	23,754,213.16		
1 2	834,078.37		
	24,588,291.53		--

1	197,044,523.73	5,911,343.71	3.00%
---	----------------	--------------	-------

	3,237,820.60	1,307,910.16
	139,238.64	
	927,656.00	150,200.00
	451,437.28	174,553.29

		15,000,000.00	1	34.96%	450,000.00
		3,456,186.11			

	()					()	
						10,622,926.65	
	21,297,877.78		21,297,877.78				
	36,575,534.00					36,575,534.00	

96

2019

2019
